



District Report Card: 2017


State: Haryana	District: Mewat
Class: 8	Subject: Language
Schools: 51	Students: 1233


Participation/Coverage


Students

<div>GENDER</div> <div></div>	Boys				Girls			
	Number		%		Number		%	
	651		52.80		582		47.20	

<div>AREA</div> <div></div>	Rural				Urban			
	Number		%		Number		%	
	1203		97.57		30		2.43	

<div>CATEGORY</div> <div></div>	SC		ST		OBC		GEN	
	Number	%	Number	%	Number	%	Number	%
	160	12.98	3	0.24	1026	83.21	44	3.57

<div>CWSN</div> <div></div>	LD	VI	HI	S&LD	ID	Oth
	5	3	9	4	3	55

<div>Management</div> <div></div>	Government			Government-aided		
	Number		%	Number		%
	1233		100.00	0		0.00

Average Performance of Students in Language (%)

Overall	Gender		Area		Management		Social Group			
	Male	Female	Rural	Urban	Govt.	Aided	SC	ST	OBC	GEN
40.35	39.54	41.25	40.47	35.33	40.35	0.00	40.04	31.11	39.95	51.21

Performance on Learning Outcomes (LOs)

Learning Outcomes	Description	Average Performance(%)
L813	Read textual/non-textual materials with comprehension and identifies the details, characters, main idea and sequence of ideas and events while reading	40.35

Range of Performance of Students who Answered Correctly							
Below 30%		30% - 50%		50% - 75%		Above 75%	
Number	%	Number	%	Number	%	Number	%
405	32.85	407	33.01	344	27.90	77	6.24

Lowest Performing Learning Outcomes (LOs)

1 - Read textual/non-textual materials with comprehension and identifies the details, characters, main idea and sequence of ideas and events while reading (40.35)